

Table of Contents

Seriesguide integration with Cyberflix - introduction.....	2
Section 1. Seriesguide basic installation guide.....	3
Section 2 : Trakt integration.....	13
Section 3 : Using Seriesguide to track your shows.....	16
Appendix a) : Background information.....	23
Appendix b) Setup guide for Mouse Toggle.....	26

Note: If you are just looking to find a show which has no listing in Cyberflix, all you need is section 1. You can always come back later to review the other sections if you wish.

Version 1: 20th June, 2019

Version 2: 15th July, 2019 – Reorganised to provide a more logical flow, moved background info to appendix.

Version 2.1: 18th July, 2019 – added screenshots to basic installation guide

Version 2.2: 20th July, 2019 – added mouse toggle guide

Version 2.3: 24th July, 2019 – minor corrections and amendments

Version 2.4: 7th April, 2020 – minor corrections and screen print updates

Version 2.5: 27th June, 2020 – introduction updated

Seriesguide integration with Cyberflix - introduction

This subject comes up on a fairly regular basis. This document describes how to set up Seriesguide to find links for episodes of shows which have incorrect or missing data in the sites which provide the indexing data.

It also provides a guide to integrating with Trakt and a sample method of organisation in order to track your shows.

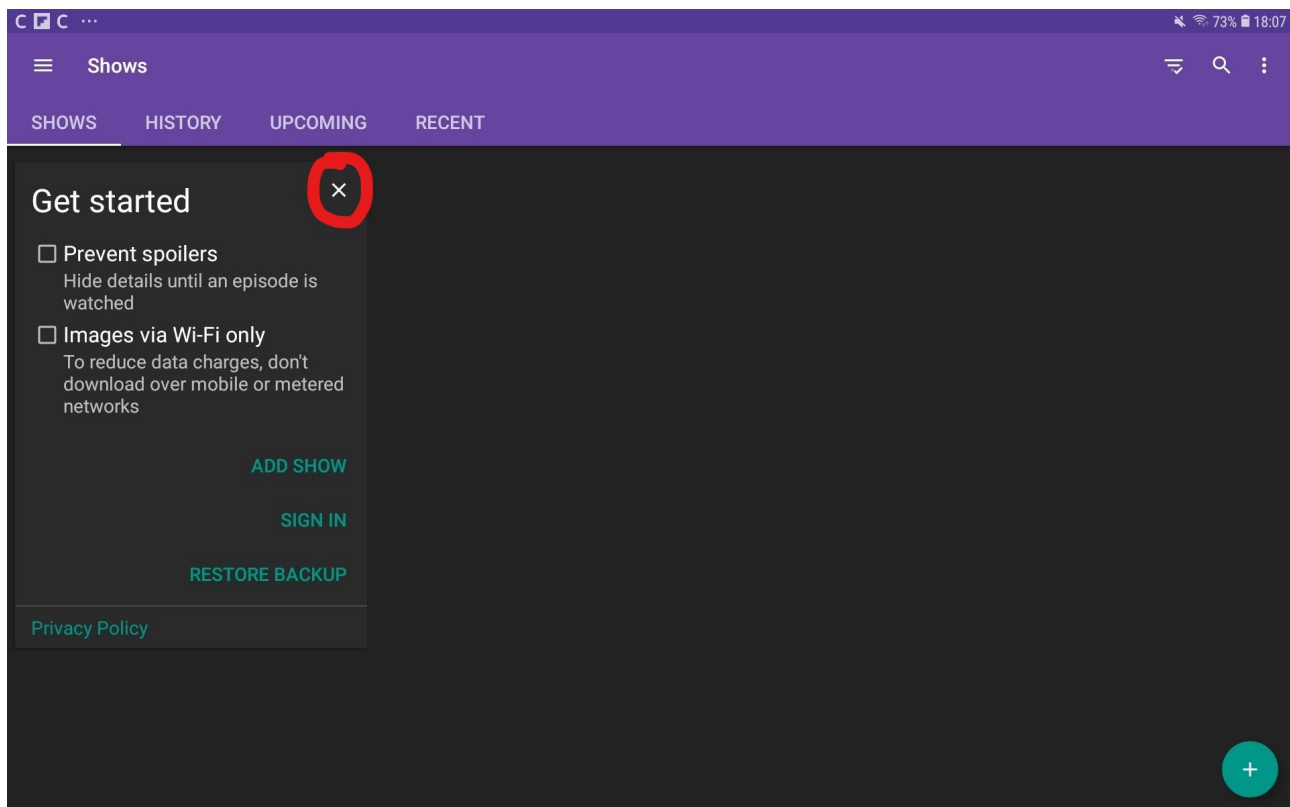
Note that if you are able to search for a show/episode in Cyberflix you will NOT find additional links through Seriesguide. It's only if the show/episode does NOT have a listing in Cyberflix you MAY find it listed in Seriesguide and therefore be able to find the missing episodes.

As an example, the show Reno 911! - this show originally aired in 2003 and had 6 seasons. It was rebooted in 2020. Cyberflix lists 6 seasons under Reno 911! (2003) and (so far) one season under Reno 911! (2020). Seriesguide lists 7 seasons under Reno 911! (2003) . Cyberflix finds links under Reno 911! (2020) for season 1, but these are actually from the original (2003) season 1 – because the naming is the same. Seriesguide season 7 shows the correct episodes from the rebooted (2020) season 1.

Section 1. Seriesguide basic installation guide

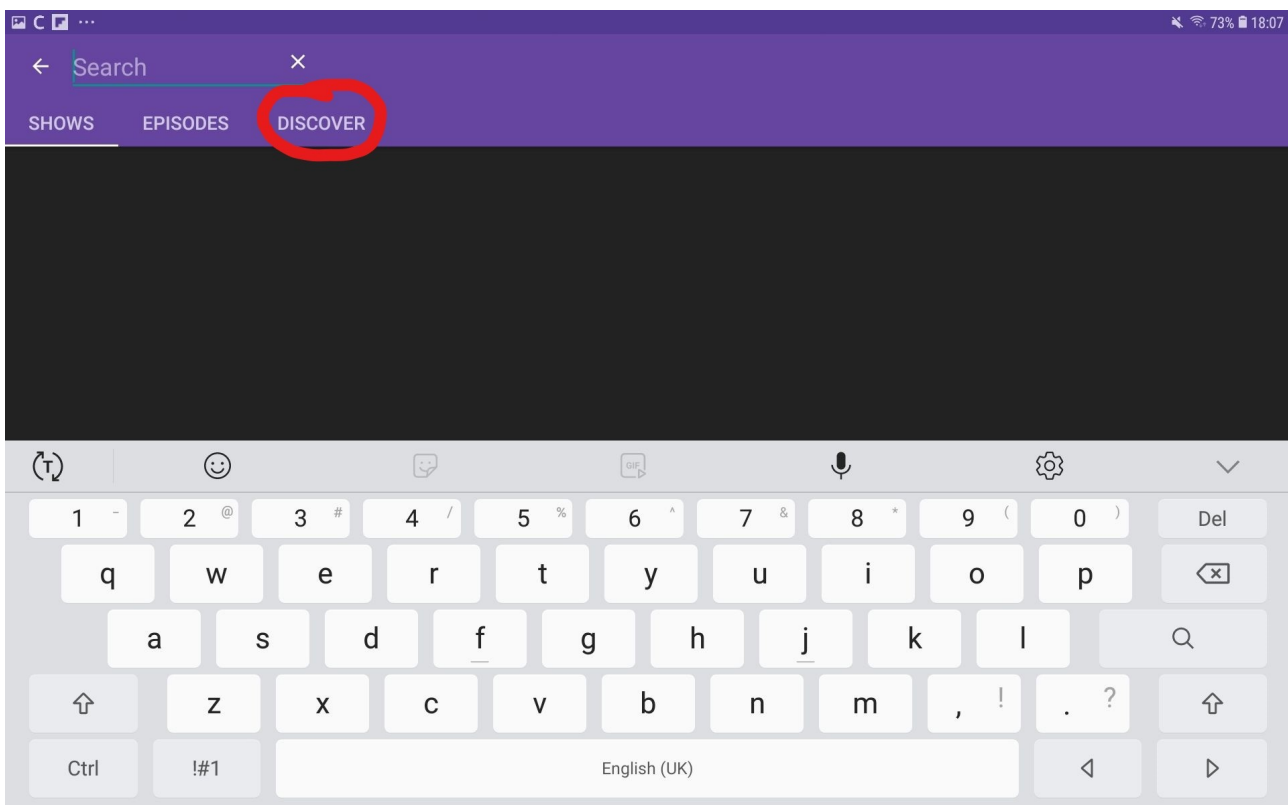
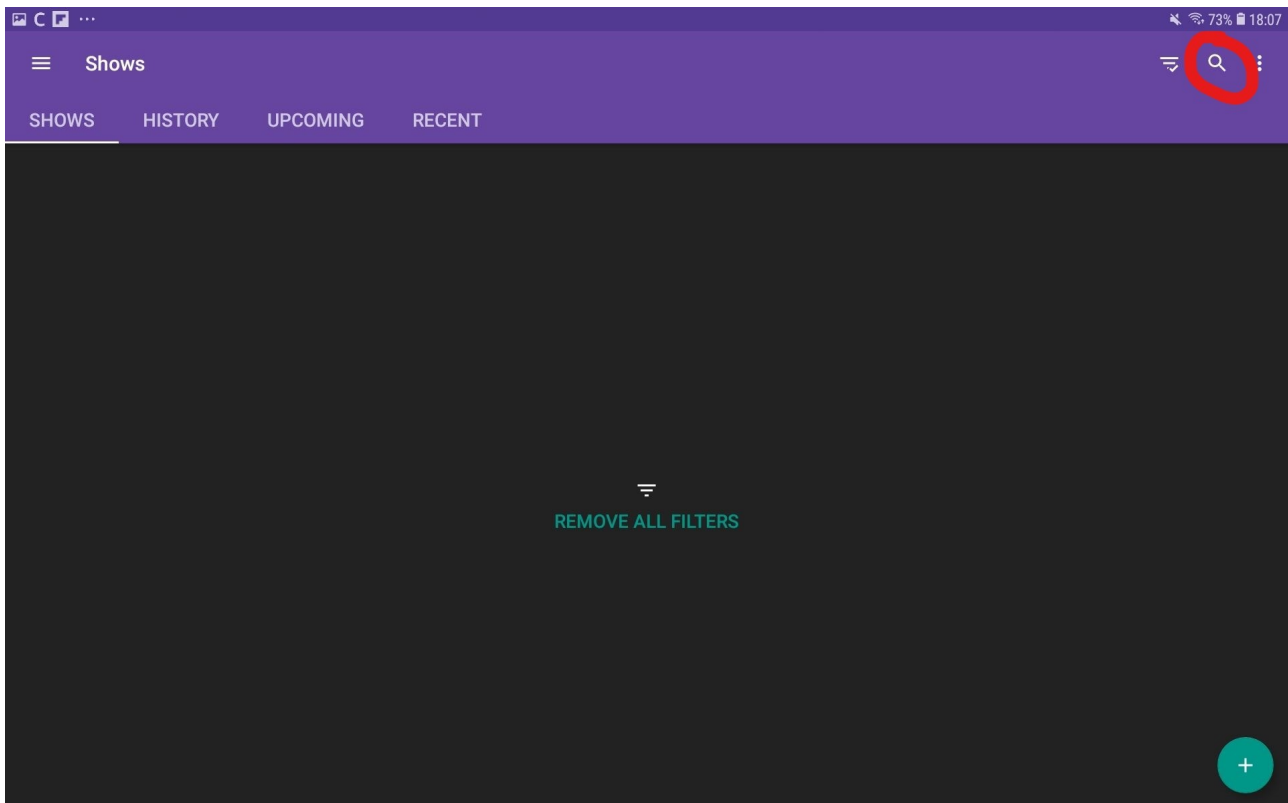
Install SeriesGuide from official public filelinked store

**** If you do not have a touchscreen device, you will need a mouse or the mouse toggle app from the official filelinked store for most options. Refer to Appendix b) for setup guide**

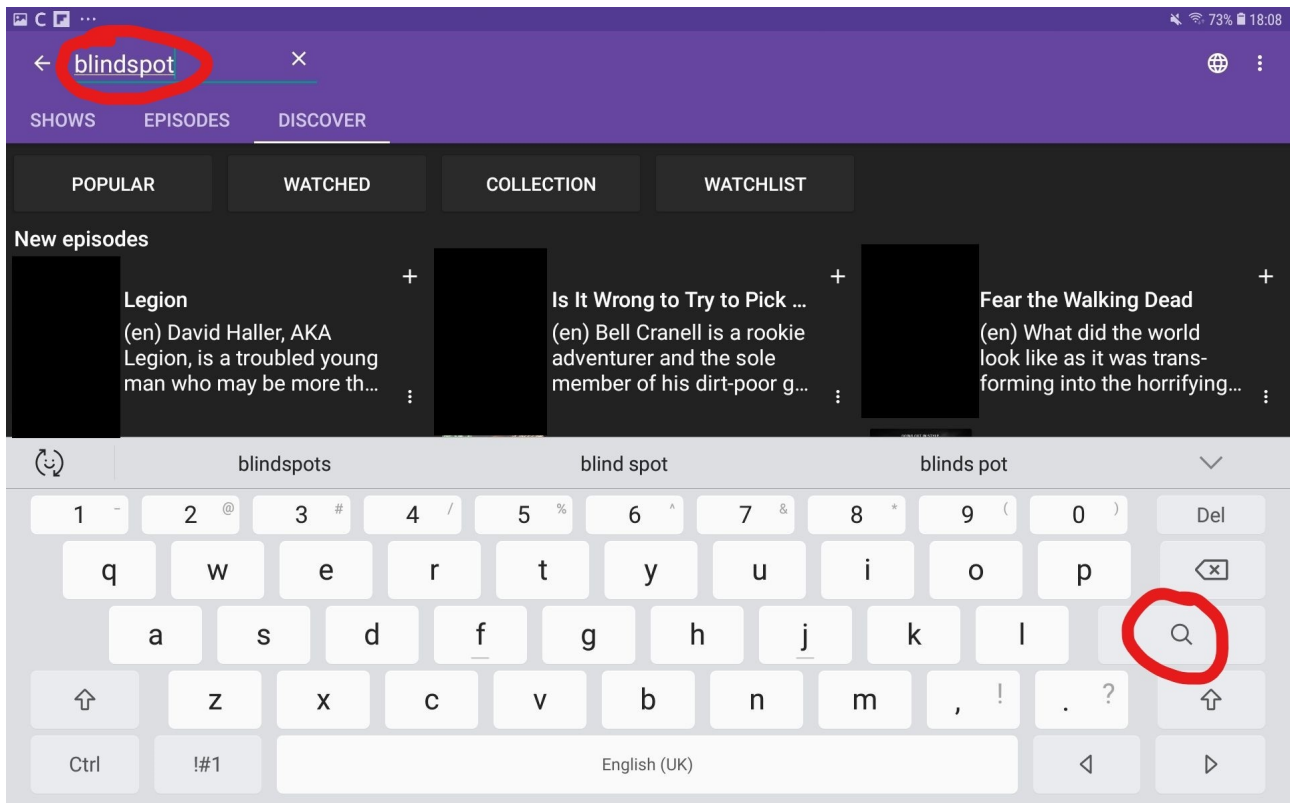


First add the Cyberflix extension as follows:-

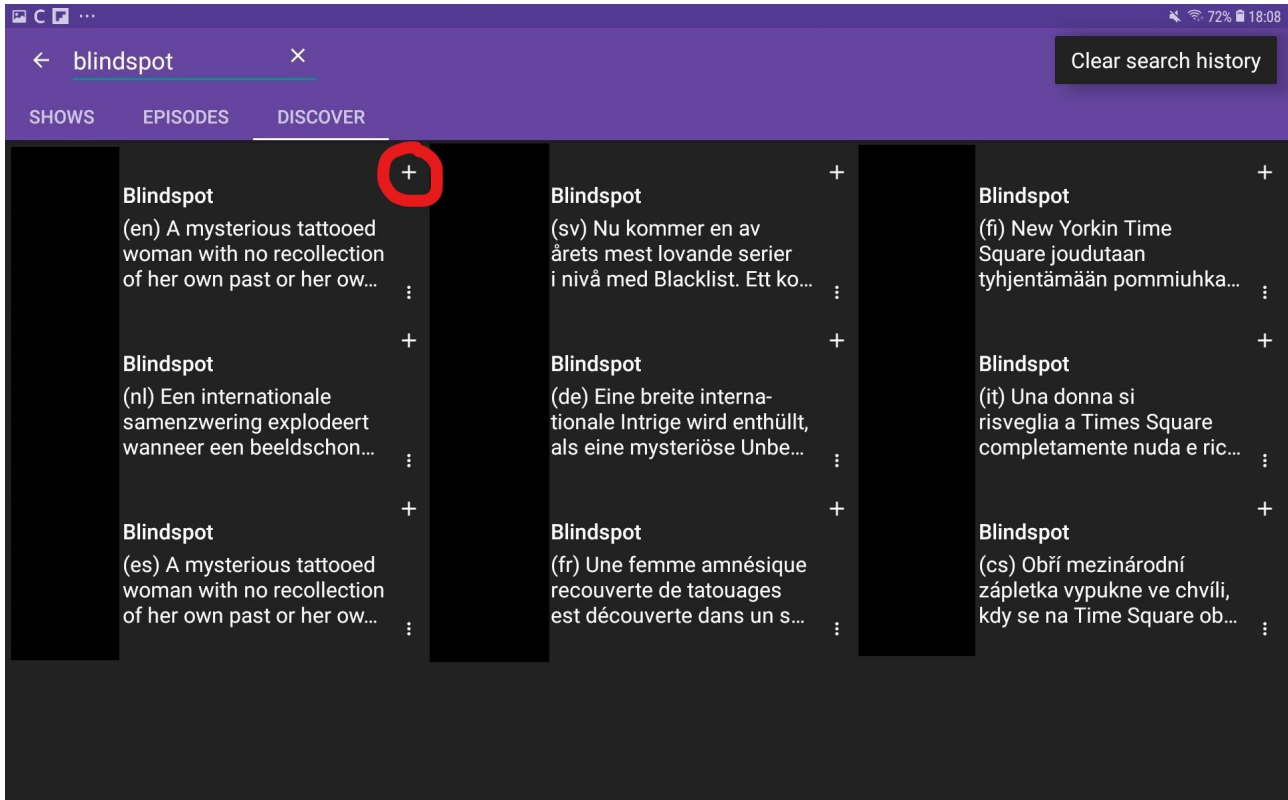
1) Add a show by clicking search and go to discover tab



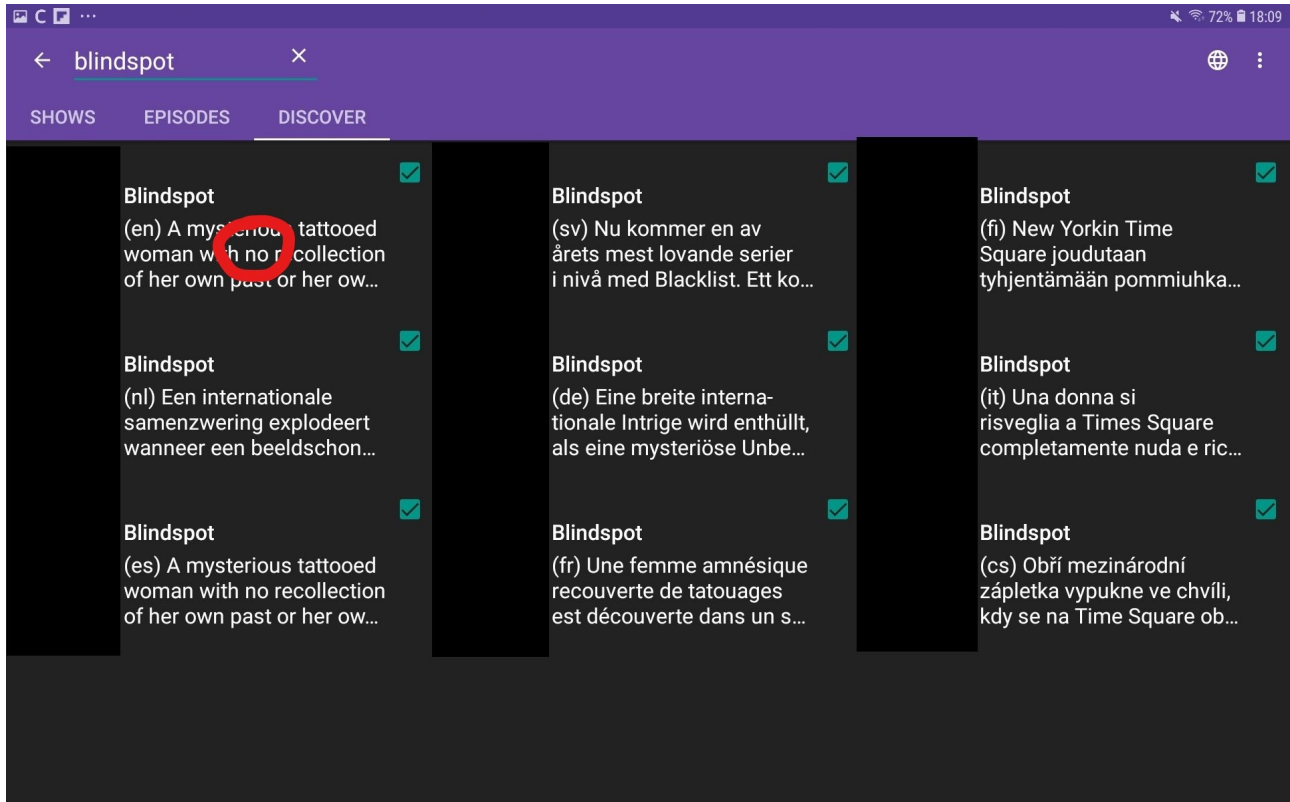
2) Enter the Show name and click search



3) Click + to add the show

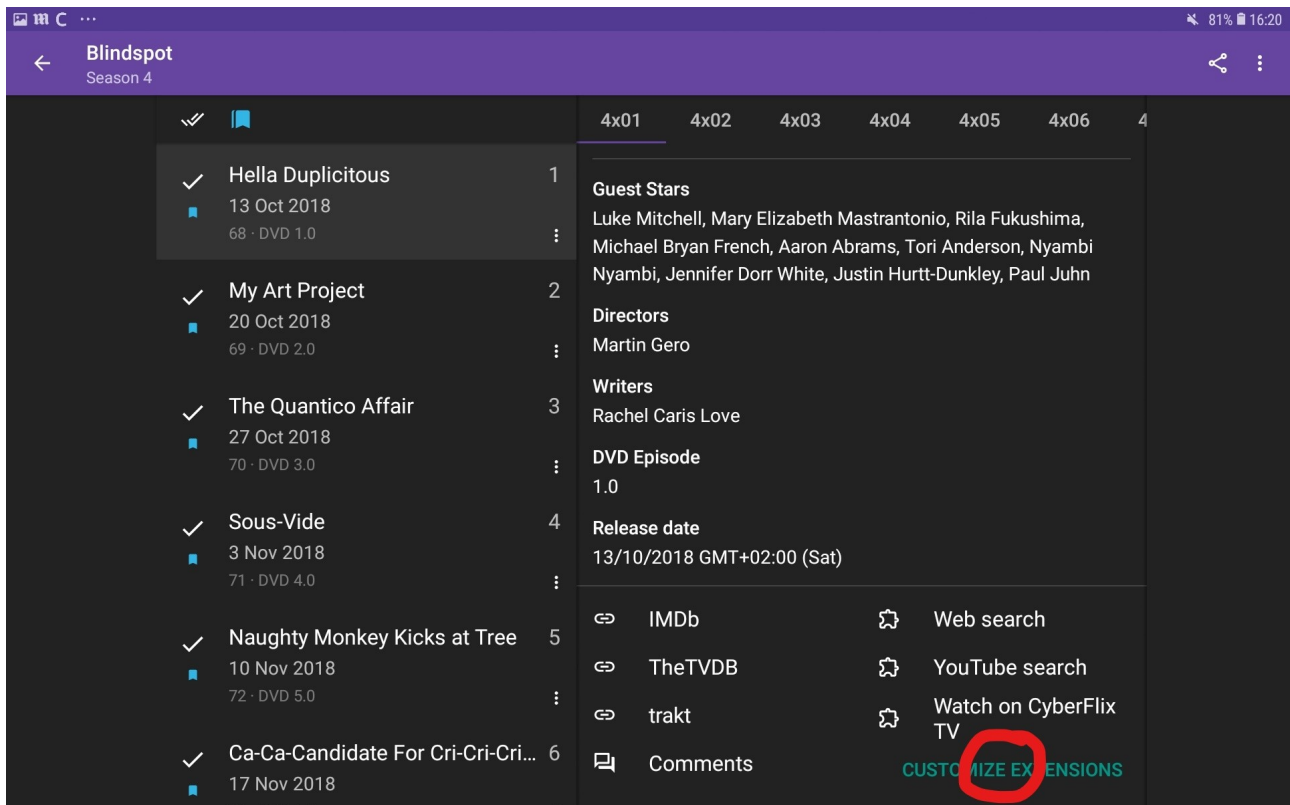


4) Click on show

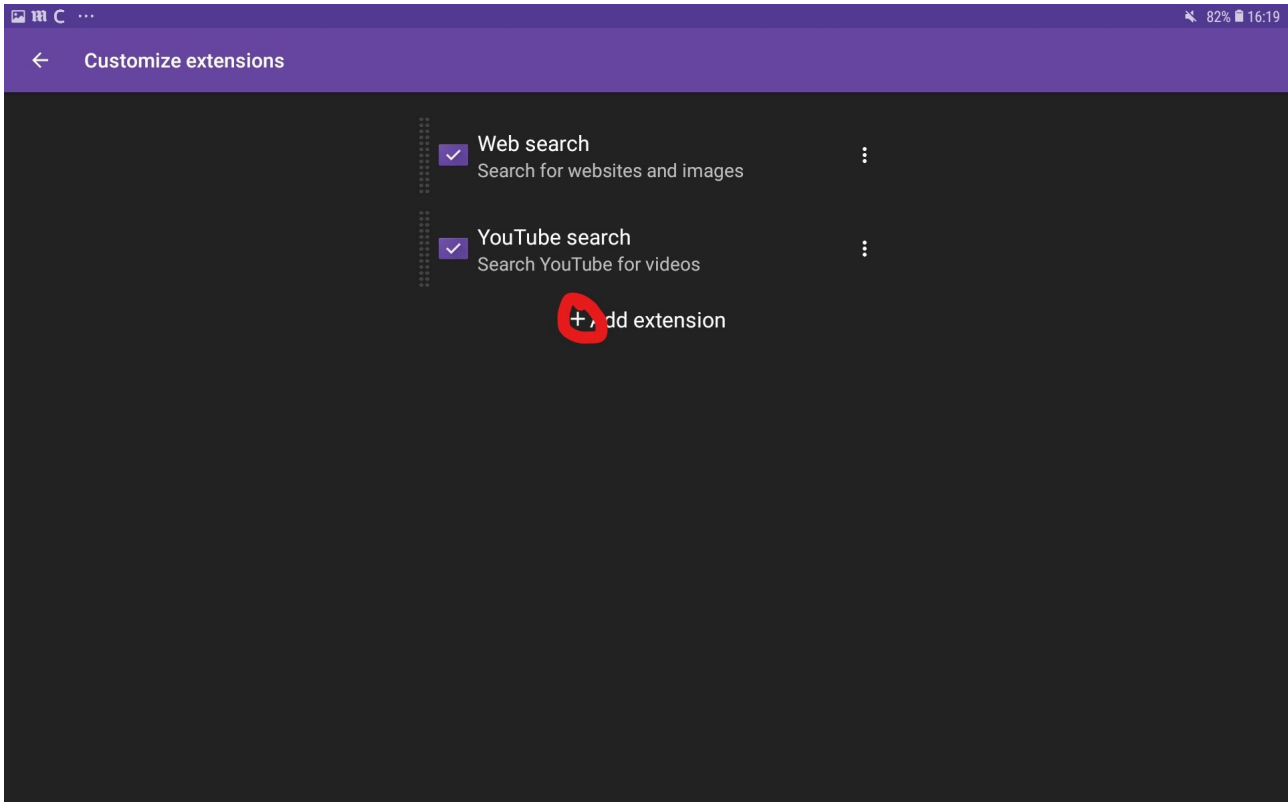


5) Scroll down to bottom

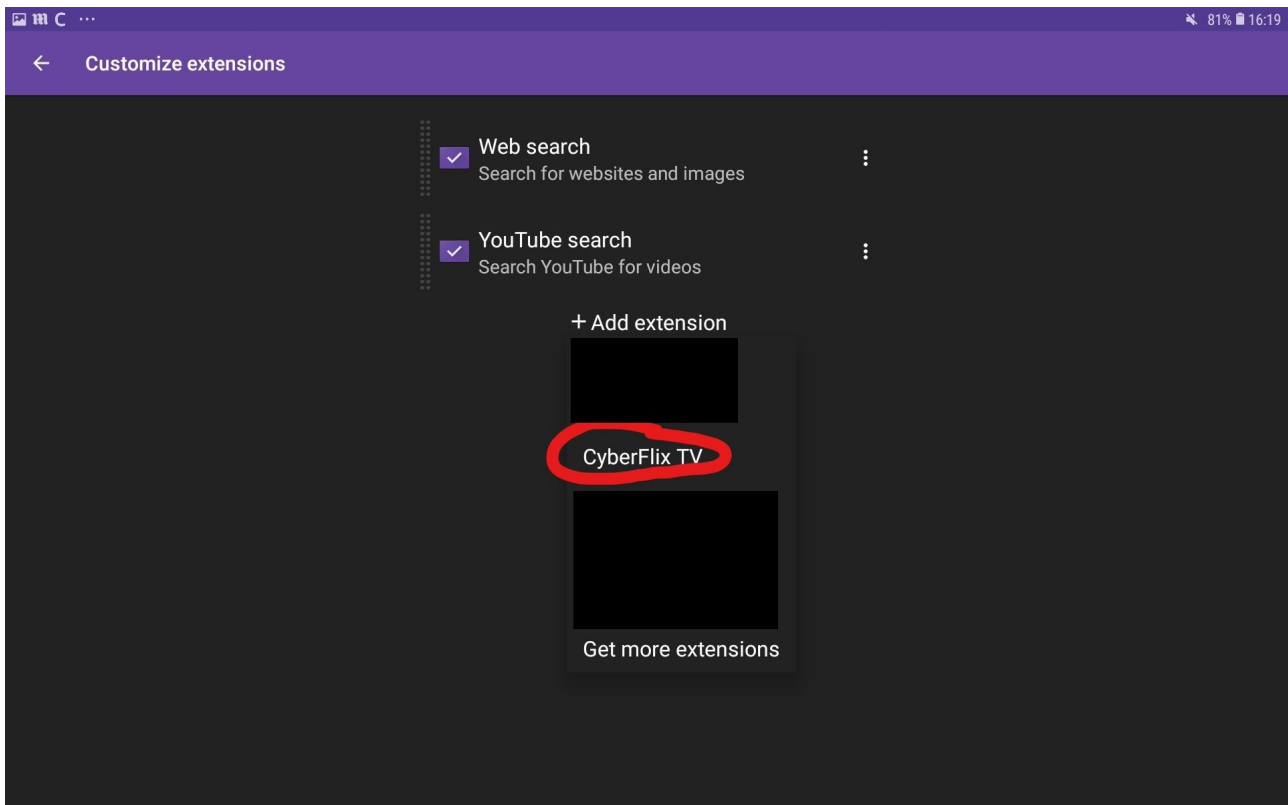
Click customize extensions



6) Click "add extension"



7) Add the Cyberflix extension



Now back out and navigate to the season and episode you want

The screenshot shows the 'Blindspot' app interface. The top bar is purple with a back arrow, the title 'Blindspot', and search, share, and menu icons. The main content is divided into three columns. The left column displays the show's status as 'Continuing', the airing time 'Sat 02:00', the network 'NBC', and the duration '45 min'. It also includes buttons for 'Add to favorites', 'Notifications', and 'Hide', a rating of '7.7/10' from 5245 votes on trakt, and a synopsis: 'A mysterious tattooed woman with no recollection of her own past or her own identity is found naked inside a travel bag in Times Square by the FBI. They discover that her tattoos contain clues to crimes they will have to solve.' The source is listed as 'TheTVDB' and the last edited date as '27 June 03:19'. The middle column shows the source 'TheTVDB', the last edited date '15 March, 19:39', a rating of '7.7/10' from 6382 votes on trakt, a 'RATE' button, and a list of 'Guest Stars' including Johnny Whitworth, Yung-I Chang, Marko Caka, Heather Ashley Chase, Aurelien Gaya, Mickey Solis, Mohammed Hossain, Carl Li, Trevor Long, Amgad Mostafa, Noel Ramos, Wellington Barrientos, and Ashley Trawinski. It also shows 'DVD Episode 1.0' and a list of links to IMDb, TheTVDB, trakt, Web search, YouTube search, and Comments. The right column shows a progress bar for 'Season 4' with '22 remaining' episodes, and a list of other seasons: 'Season 3' (0/22, 22 remaining), 'Season 2' (0/22, 22 remaining), and 'Season 1' (0/23, 23 remaining). A red circle highlights the 'Season 4' entry.

Blindspot

Continuing

Sat 02:00

NBC

45 min

Add to favorites Notifications Hide

7.7/10 5245 votes trakt

RATE Your rating

English

A mysterious tattooed woman with no recollection of her own past or her own identity is found naked inside a travel bag in Times Square by the FBI. They discover that her tattoos contain clues to crimes they will have to solve.

Source: TheTVDB
Last edited: 27 June 03:19

Source: TheTVDB
Last edited: 15 March, 19:39

7.7/10 6382 votes trakt

RATE Your rating

Guest Stars

Johnny Whitworth, Yung-I Chang, Marko Caka, Heather Ashley Chase, Aurelien Gaya, Mickey Solis, Mohammed Hossain, Carl Li, Trevor Long, Amgad Mostafa, Noel Ramos, Wellington Barrientos, Ashley Trawinski

DVD Episode 1.0

IMDb Web search

TheTVDB YouTube search

trakt CUSTOMIZE EXTENSIONS

Comments

89 remaining

Season 4 0/22 22 remaining

Season 3 0/22 22 remaining

Season 2 0/22 22 remaining

Season 1 0/23 23 remaining

Scroll down to bottom and click "watch on Cyberflix TV"

Blindspot Season 4

	4x01	4x02	4x03	4x04	4x05	4x06	4
✓ Hella Duplicitous 13 Oct 2018 68 · DVD 1.0	1	<p>Guest Stars Luke Mitchell, Mary Elizabeth Mastrantonio, Rila Fukushima, Michael Bryan French, Aaron Abrams, Tori Anderson, Nyambi Nyambi, Jennifer Dorr White, Justin Hurtt-Dunkley, Paul Juhn</p> <p>Directors Martin Gero</p> <p>Writers Rachel Caris Love</p> <p>DVD Episode 1.0</p> <p>Release date 13/10/2018 GMT+02:00 (Sat)</p>					
✓ My Art Project 20 Oct 2018 69 · DVD 2.0	2						
✓ The Quantico Affair 27 Oct 2018 70 · DVD 3.0	3						
✓ Sous-Vide 3 Nov 2018 71 · DVD 4.0	4						
✓ Naughty Monkey Kicks at Tree 10 Nov 2018 72 · DVD 5.0	5	<p>IMDb Web search</p> <p>TheTVDB YouTube search</p> <p>trakt Watch on Cyberflix TV</p> <p>Comments</p> <p>CUSTOMIZE EXTENSIONS</p>					
✓ Ca-Ca-Candidate For Cri-Cri-Cri... 17 Nov 2018 73 · DVD 6.0	6						

Blindspot (2015) 4x01

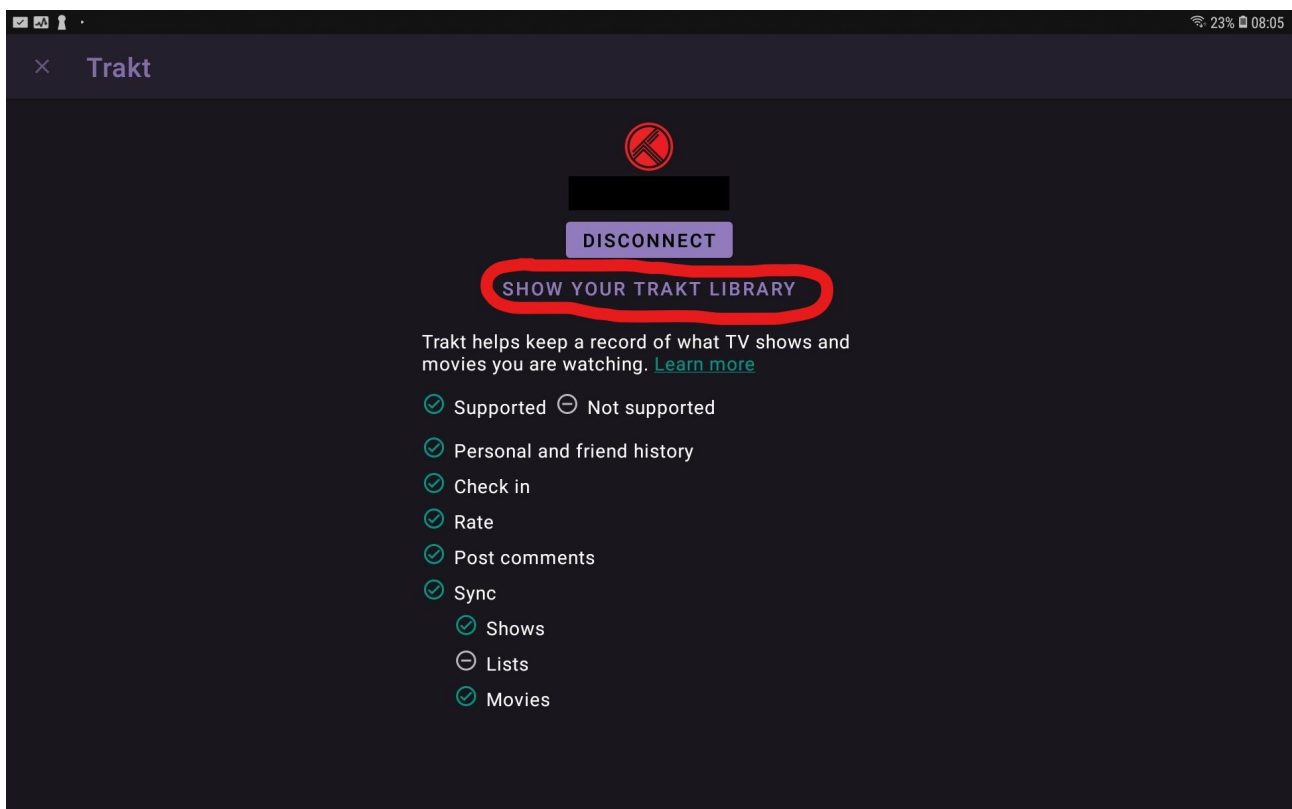
- 1080p - DDLTV (WEB-DL) (x265) (5.1CH) [FileFactory-DEB] [DEB] [1.34 GB]
- HD - WatchEpisodeSeries [Openload] [DEB] [1.05 GB]
- HD - WatchEpisodes [Openload] [DEB] [1.05 GB]
- 720p - SeeHD [RapidVideo] [DEB] [498 MB]
- HD - WatchEpisodes [Openload] [DEB] [446 MB]
- HD - WatchEpisodes [Openload] [DEB] [446 MB]
- 720p - SWSeries [IdtBox] [243 MB]
- HD - WatchEpisodeSeries [Openload] [DEB] [243 MB]
- 720p - SWSeries [FlashX-DEB] [DEB] [140 MB]
- 720p - SWSeries [FlashX-DEB] [DEB] [140 MB]
- 480p - DDLTV (WEB-DL) (x264) [FileFactory-DEB] [DEB] [397 MB]
- 480p - DDLTV (WEB-DL) (x264) [RapidGator-DEB] [DEB] [397 MB]
- HQ - FreeGamesMovies (HDTV) (x264) [NitroFlare-DEB] [DEB] [317 MB]
- HQ - FreeGamesMovies (HDTV) (x264) [NitroFlare-DEB] [DEB] [315 MB]

Section 2 : Trakt integration

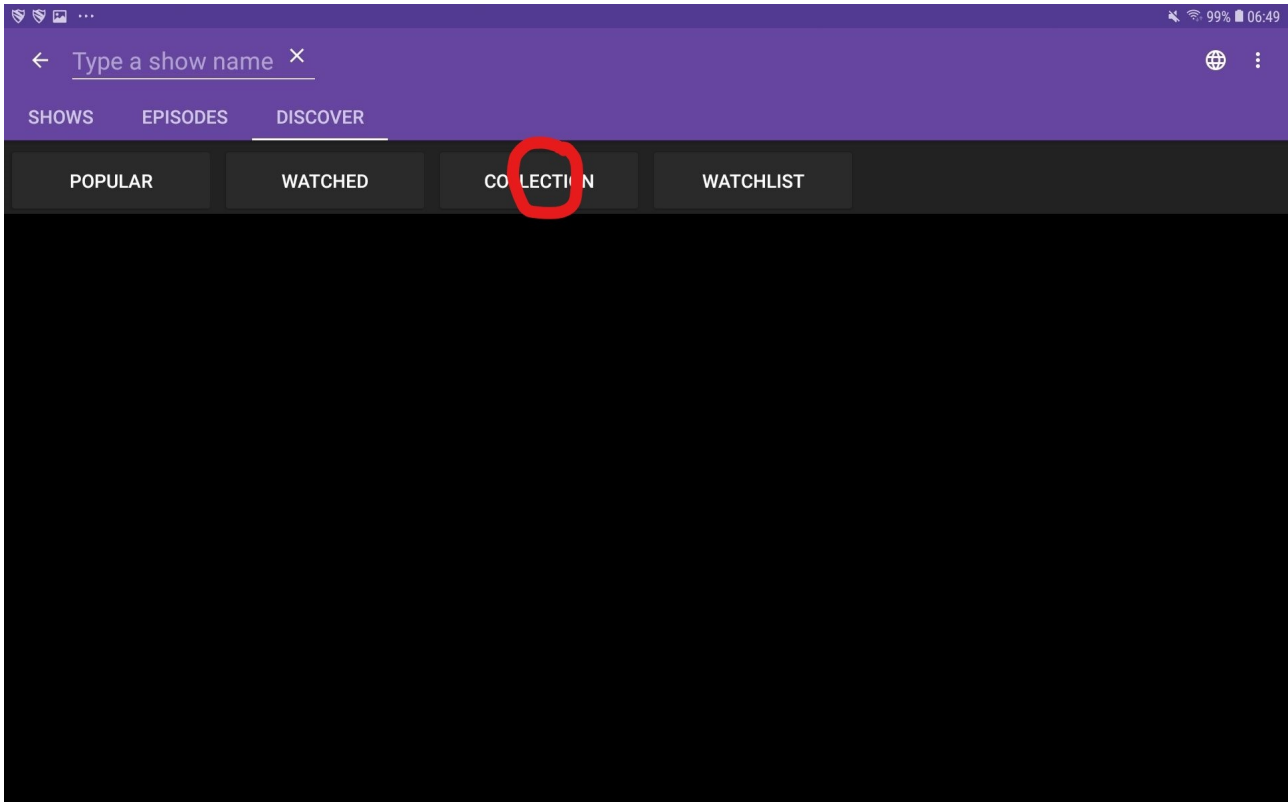
You can connect Seriesguide to your Trakt account and synchronise with your collection as follows :-

Go to settings and log in to your Trakt account (do not login to Seriesguide cloud)

Click "Show your Trakt Library"



Go to collection tab



Click "Add All"



If you wish, you can also add shows from your "Watched" Trakt list by going to the "Watched" tab and doing the same.

Section 3 : Using Seriesguide to track your shows

Once you become familiar with the Seriesguide app, have a look at the various tabs and sorting options. There's a lot of customisation available in there which some find very useful in tracking their shows.

The following is one method of using Seriesguide to track your shows, you may want to play around with the various options to see what works for you.

Add all your shows, either manually as described in Section 1 or by Trakt synchronisation and classify them into categories.

- a) Series to watch whenever a new episode is available.
- b) Series to binge watch

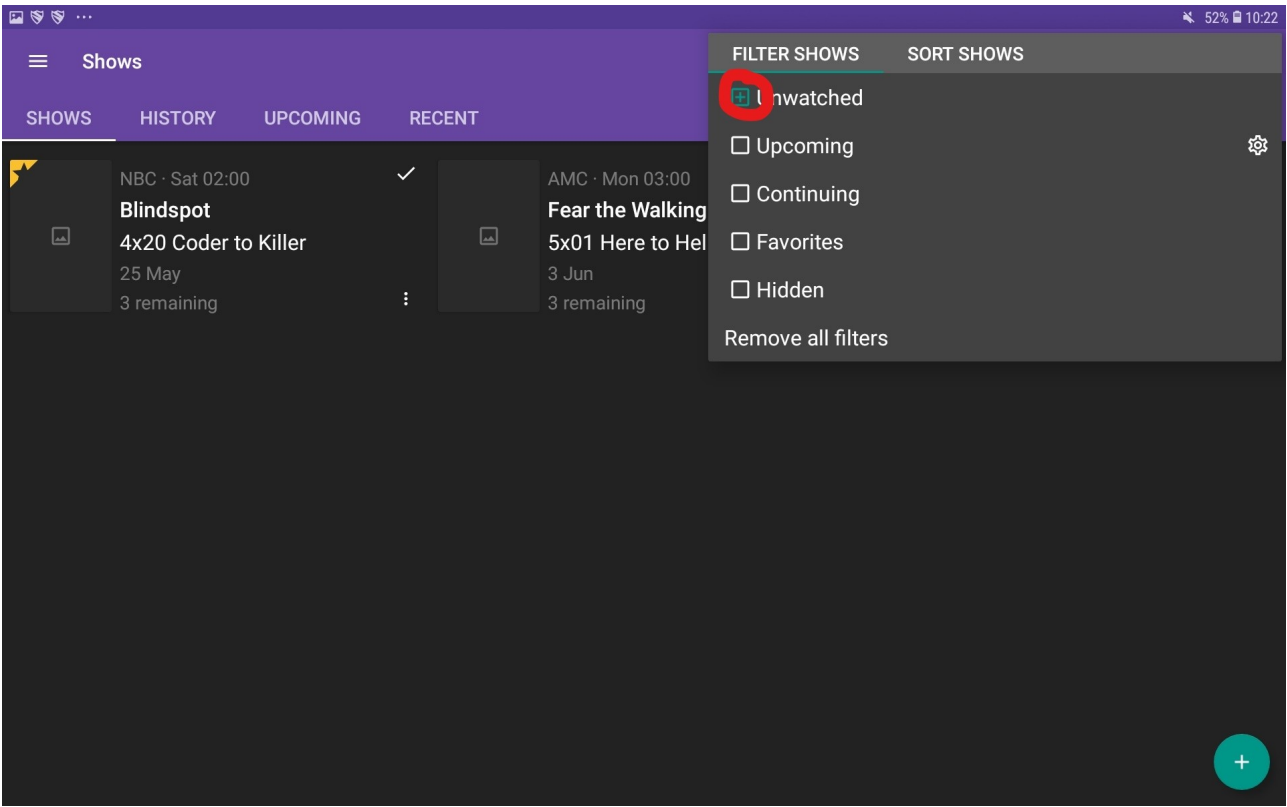
Category a) Set as favourites,

Here I have added 3 shows and follows screenshots of my configuration and how these show in Seriesguide. If your last episode watched for each show has not synced, go to the first episode you have not watched and set all older shows as watched as shown in Screenshot below.

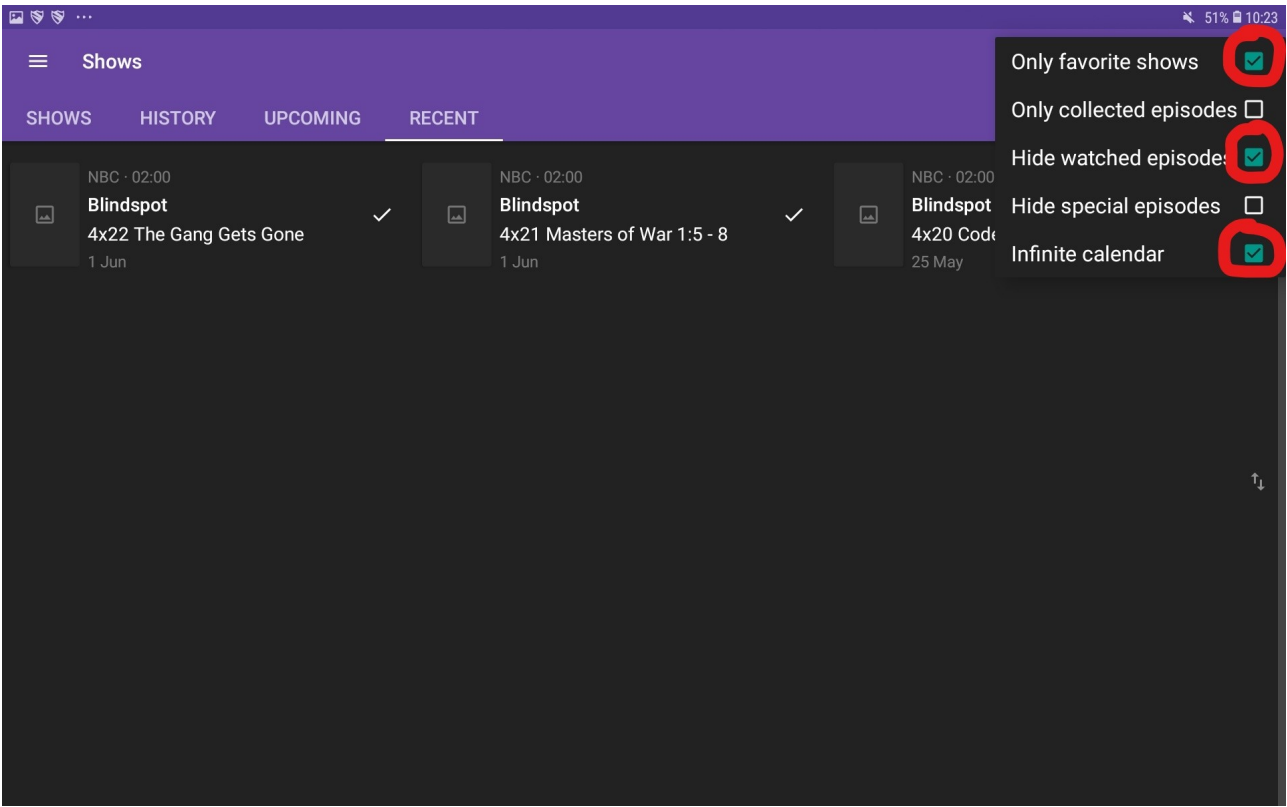
The 2 I have marked as favourites appear in the upcoming and recent tabs. When you watch an episode go to the recent tab, click the episode you want to watch, scroll down and click "Watch on Cyberflix". When you are finished watching, click the tick on the recent tab to mark the episode as watched. (This will be automatically marked after watching if you are linked to your Trakt account).

If you want to watch episodes from the non-favourited show, either add it as a favourite and go to the recent tab to watch as above (but this can get messy if you have a lot of shows with unwatched episodes) or click through to the episode you want from the shows tab, "Watch on Cyberflix" then mark as watched.

Shows filters

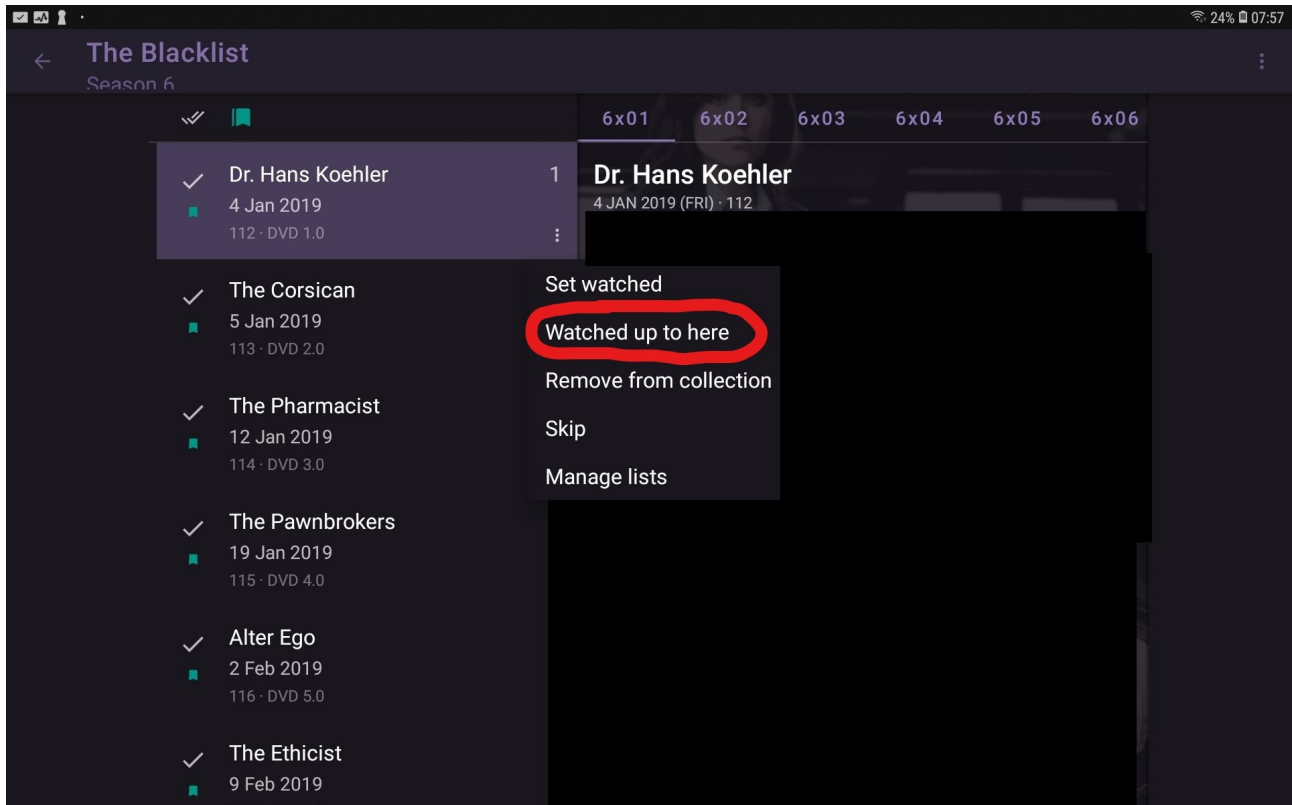


Recent filters

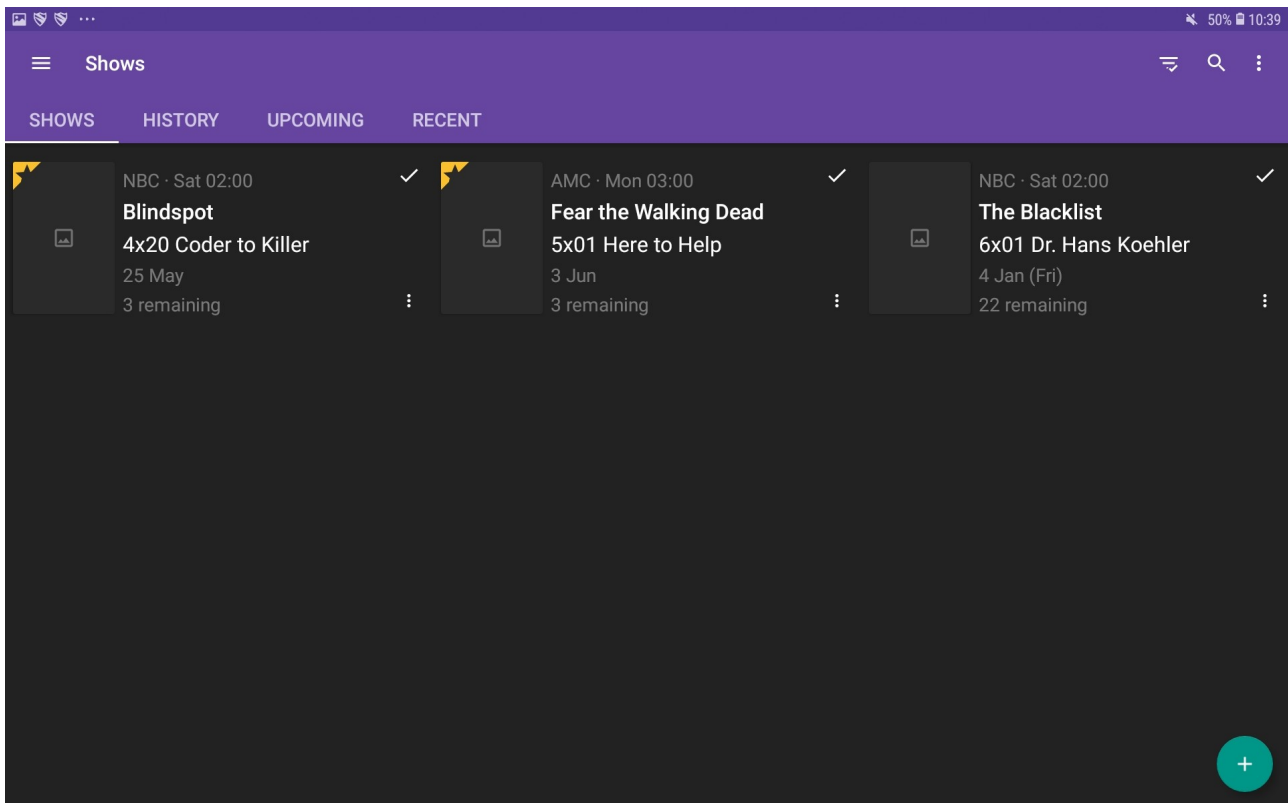


Marking shows as watched

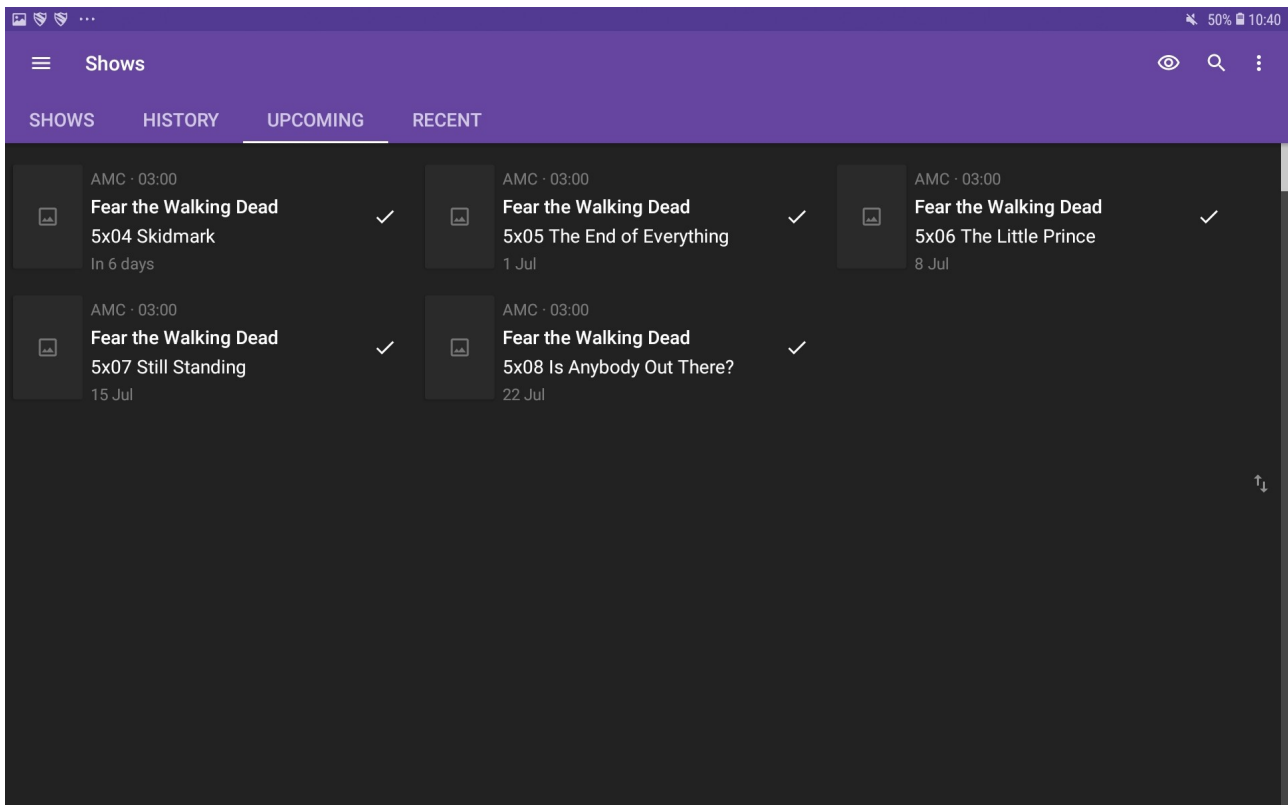
Click the 3 dots to bring up this menu



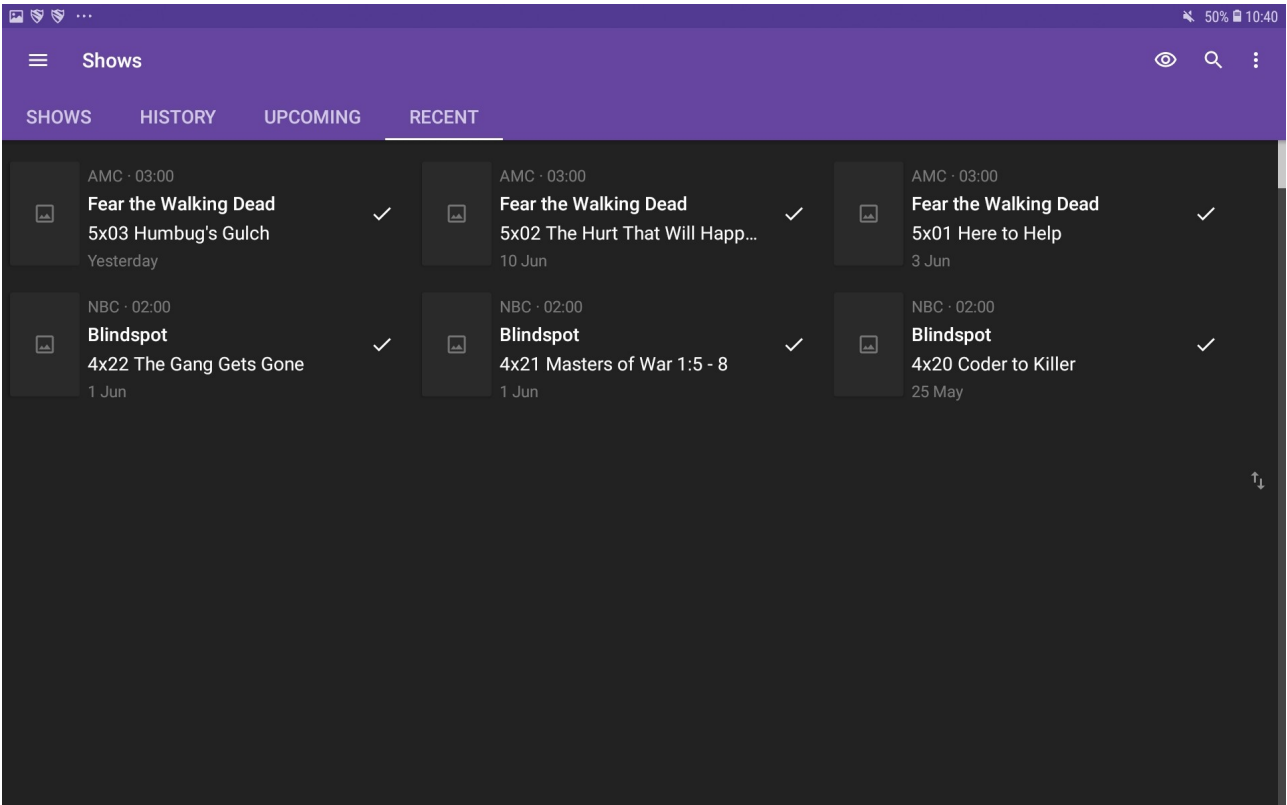
Shows tab



Upcoming Tab



Recent Tab



Appendix a) : Background information

In order for the Cyberflix scrapers to find a link they need to be able to match the indexing data to the actual hosted file.

There are 2 primary sites which are used for indexing data, Tmdb <https://www.themoviedb.org> and tvdb <https://www.thetvdb.com/> .

Both of these sites are maintained by their users and when users input new movies, shows and episodes they should use official network sources to obtain the necessary data. This doesn't always happen and mistakes do occur, usually with less popular movies and shows where fewer users of the data would notice and correct errors.

Where discrepancies do occur, Tmdb is usually more accurate for movies whereas Tvdb is usually more accurate for Tv Shows.

Cyberflix uses Tmdb as its primary index and Seriesguide uses Tvdb as its primary index for Tv Shows and Tmdb for Movies, and since Cyberflix and Seriesguide both use Tmdb for movies it is extremely unlikely that Seriesguide will help with additional links for movies.

If the data on Tmdb matches that on Tvdb then identical episodes will be listed on Cyberflix and identical links should be found when searching. A common misconception is that Seriesguide can find additional links that Cyberflix cannot find where the episode already exists in Cyberflix, it is highly unlikely that it can (unless the description differs between the two) since it will be passing the same search parameters to the Cyberflix scrapers in both cases.

Its where the data differs that Seriesguide can provide an assist to the Cyberflix scrapers by listing additional episodes, not by providing additional links where the episodes already exist in Cyberflix. It should be noted that, on it's own Seriesguide has no ability to find the links, rather it passes indexing data to the Cyberflix scrapers. For an example of missing episodes, consider the following show :-

Tmdb listing:-

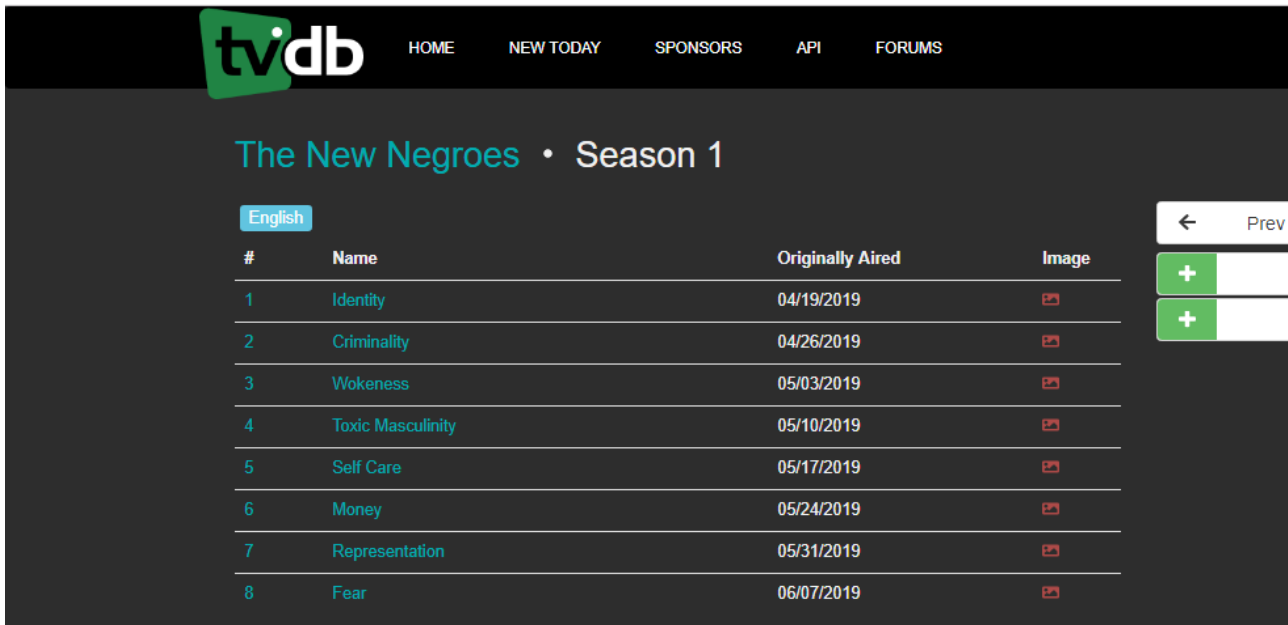
The screenshot shows the TMDb interface for 'The New Negroes: Season 1'. The top navigation bar includes 'DISCOVER', 'MOVIES', 'TV SHOWS', and 'PEOPLE'. A search bar is present with the placeholder text 'Search for a movie, tv show, person...'. The main header features the show title 'The New Negroes: Season 1' and a language dropdown set to 'English (en-US)'. Below the header, the 'Season 1' tab is selected. On the left, there is an 'Edit' sidebar with options: 'Primary Facts', 'Episodes' (highlighted in green), 'External IDs', and 'Videos'. A status message indicates '20 We're getting there.' and a link to 'Keyboard Shortcuts' is provided. The main content area contains a warning box about editing episodes, followed by an 'Add New Episode' button and a table of episodes.

Epi...	Name (English)	Episode Overview (English)	Air Date
1	Episode 1	A smorgasbord of comedic talent from black artists in the form of stand up comedy and rap music.	4/9/2019

This produces the following listing in cyberflix:-

The screenshot shows the Cyberflix app interface. At the top, there's a navigation bar with a back arrow, 'Season 1', and a dropdown arrow. Below this, the text '1x01' is displayed. The main content area shows 'Episode 1' with the date '2019-04-09' and a description: 'A smorgasbord of comedic talent from black artists'. The interface is dark-themed with white text.

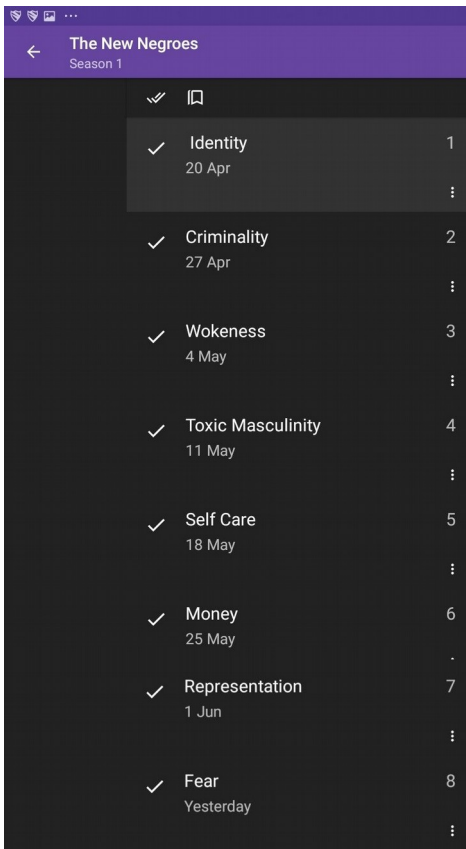
And the corresponding listing in Tvdb:-



The screenshot shows the TVDB website interface. At the top is a navigation bar with the TVDB logo and links for HOME, NEW TODAY, SPONSORS, API, and FORUMS. Below this, the header for 'The New Negroes • Season 1' is displayed. A language filter 'English' is active. To the right of the table are navigation controls: a 'Prev' button with a left arrow and two green buttons with white plus signs. The main content is a table with four columns: '#', 'Name', 'Originally Aired', and 'Image'.

#	Name	Originally Aired	Image
1	Identity	04/19/2019	
2	Criminality	04/26/2019	
3	Wokeness	05/03/2019	
4	Toxic Masculinity	05/10/2019	
5	Self Care	05/17/2019	
6	Money	05/24/2019	
7	Representation	05/31/2019	
8	Fear	06/07/2019	

Produces this listing in Seriesguide:-



The screenshot shows the SeriesGuide app interface. At the top, a purple header bar contains a back arrow, the title 'The New Negroes', and 'Season 1'. Below the header is a list of episodes, each with a checkmark icon, the episode title, the date, and a number. A vertical ellipsis menu icon is visible to the right of each episode entry.

✓	Identity	20 Apr	1	⋮
✓	Criminality	27 Apr	2	⋮
✓	Wokeness	4 May	3	⋮
✓	Toxic Masculinity	11 May	4	⋮
✓	Self Care	18 May	5	⋮
✓	Money	25 May	6	⋮
✓	Representation	1 Jun	7	⋮
✓	Fear	Yesterday	8	⋮

Appendix b) Setup guide for Mouse Toggle

First, in order for the Mouse Toggle app to work, ADB Debugging must be ON.

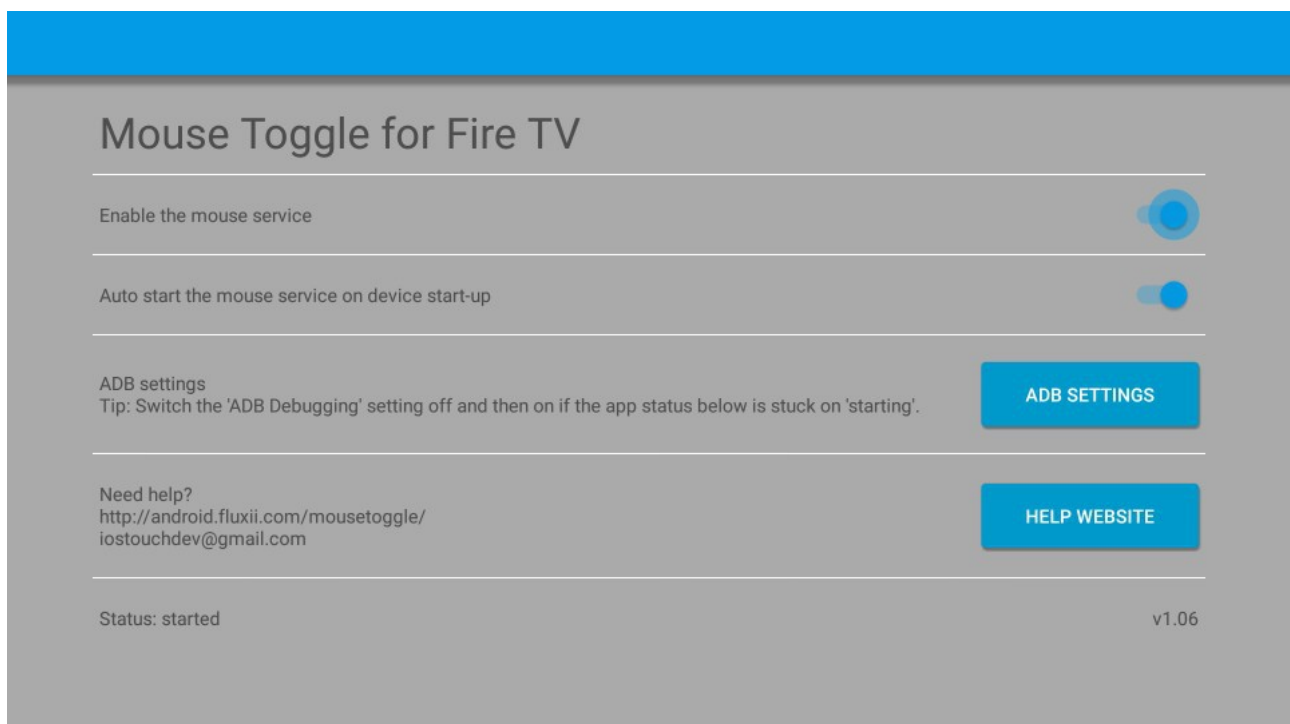
FireStick Home screen > Settings > My Fire Tv > Developer Options > turn on ADB & Apps from unknown sources

Open the app under Settings, Applications, Manage Installed Applications.

Make sure Enable the mouse service option is on. If you would like the mouse service to run on the FireStick start-up, keep the second option turned on.

When the mouse service is enabled, the Status at the bottom left of the screen should say started.

If the Status is stuck on starting then you may need to turn ADB Debugging OFF and back ON. You may click the ADB SETTINGS button within the application to turn it off and on (although you will probably find that it will still work if you don't do this)



Press the home button to keep the Mouse Toggle app running in the background.

Use the mouse toggle within Seriesguide as follows:-

To display the mouse pointer, double click play button quickly.

Now you can use the mouse pointer to hover over and click any item you want on the screen.

To turn it off, double click play button but hold on second click